

Be safe – plan ahead and follow any signs

Even when going out locally, it's best to get the latest information about where and when you can go. For example, your rights to go onto some areas of open land may be restricted while work is carried out for safety reasons, or during breeding seasons. Follow advice and local signs, and be prepared for the unexpected.

- Refer to up-to-date maps or guidebooks, visit www.countrysideaccess.gov.uk or contact local information centres.
- You're responsible for your own safety and for others in your care, so be prepared for changes in weather and other events. Visit www.countrysideaccess.gov.uk for links to organisations offering specific advice on equipment and safety, or contact visitor information centres and libraries for a list of outdoor recreation groups.
- Check weather forecasts before you leave and don't be afraid to turn back.
- Part of the appeal of the countryside is that you can get away from it all. You may not see anyone for hours, and there are many places without clear mobile phone signals, so let someone else know where you're going and when you expect to return.
- Get to know the signs and symbols used in the countryside to show paths and access land. See www.countrysideaccess.gov.uk

Leave gates and property as you find them

Please respect the working life of the countryside, as our actions can affect people's livelihoods, our heritage, and the safety and welfare of animals and ourselves.

- A farmer will normally leave a gate closed to keep livestock in, but may sometimes leave it open so they can reach food and water. Leave gates as you find them or follow instructions on signs. If walking in a group, make sure the last person knows how to leave the gates.
- If you think a sign is illegal or misleading such as a 'Private - No Entry' sign on a public footpath, contact the local authority.
- In fields where crops are growing, follow the paths wherever possible.
- Use gates, stiles or gaps in field boundaries when provided – climbing over walls, hedges and fences can damage them and increase the risk of farm animals escaping.
- Our heritage belongs to all of us – be careful not to disturb ruins and historic sites.
- Leave machinery and livestock alone – don't interfere with animals even if you think they're in distress. Try to alert the farmer instead.

Protect plants and animals, and take your litter home

We have a responsibility to protect our countryside now and for future generations, so make sure you don't harm animals, birds, plants or trees.

- Litter and leftover food doesn't just spoil the beauty of the countryside, it can be dangerous to wildlife and farm animals and can spread disease – so take your litter home with you. Dropping litter and dumping rubbish are criminal offences.
- Discover the beauty of the natural environment and take special care not to damage, destroy or remove features such as rocks, plants and trees. They provide homes and food for wildlife, and add to everybody's enjoyment of the countryside.
- Wild animals and farm animals can behave unpredictably if you get too close, especially if they're with their young – so give them plenty of space.
- Fires can be as devastating to wildlife and habitats as they are to people and property – so be careful not to drop a match or smouldering cigarette at any time of the year. Sometimes, controlled fires are used to manage vegetation, particularly on heaths and moors between October and early April, so please check that a fire is not supervised before calling 999.

Keep dogs under close control

The countryside is a great place to exercise dogs, but it's every owner's duty to make sure their dog is not a danger or nuisance to farm animals, wildlife or other people.

- By law, you must control your dog so that it does not scare or disturb farm animals or wildlife. On most areas of open country and common land, known as 'access land', you must keep your dog on a short lead between 1 March and 31 July – and all year round near farm animals.
- You do not have to put your dog on a lead on public paths, as long as it is under close control. But as a general rule, keep your dog on a lead if you cannot rely on its obedience. By law, farmers are entitled to destroy a dog that injures or worries their animals.
- If a farm animal chases you and your dog, it is safer to let your dog off the lead – don't risk getting hurt by trying to protect it.
- Take particular care that your dog doesn't scare sheep and lambs, or wander where it might disturb birds that nest on the ground and other wildlife – eggs and young will soon die without protection from their parents.
- Everyone knows how unpleasant dog mess is and it can cause infections, so always clean up after your dog and get rid of the mess responsibly. Also, make sure your dog is wormed regularly to protect it, other animals and people.
- At certain times, dogs may not be allowed on some areas of access land or may need to be kept on a lead. Please follow any signs. You can also find out more about these rules from www.countrysideaccess.gov.uk, by emailing openaccess@countryside.gov.uk or calling 0845 100 3298.






"I think you should treat the countryside as you would treat your home..."

Consider other people

Showing consideration and respect for other people makes the countryside a pleasant environment for everyone – at home, at work and at leisure.

- Busy traffic on small country roads can be unpleasant and dangerous to local people, visitors and wildlife – so slow down and, where possible, leave your vehicle at home, consider sharing lifts and use alternatives such as public transport or cycling. For public transport information, phone Traveline on 0870 608 2608 or visit www.countrysideaccess.gov.uk for useful links.
- Respect the needs of local people – for example, don't block gateways, driveways or other entry points with your vehicle.
- Keep out of the way when farm animals are being gathered or moved and follow directions from the farmer.
- When riding a bike or driving a vehicle, slow down for horses, walkers and livestock and give them plenty of room. By law, cyclists must give way to walkers and horse-riders on bridleways.
- Support the rural economy – for example, buy your supplies from local shops.

Some of the symbols you may see in the countryside

-  Footpath waymark
-  Bridleway waymark
-  Byway waymark
-  National Trails
-  Open Access



www.countrysideaccess.gov.uk

The Countryside Code



This Code for England has been produced by the Countryside Agency and is supported by many organisations, including:

Association of National Park Authorities
British Horse Society
Country Land and Business Association
Department for Environment, Food and Rural Affairs
English Nature
Environment Agency
Forestry Commission England
Kennel Club
Local Government Association
National Farmers' Union
National Trust
Ordnance Survey
Royal Society for the Protection of Birds
The Ramblers' Association
Youth Hostel Association

For the Welsh Countryside Code, visit www.ccw.gov.uk
For the Scottish Outdoor Access Code, visit www.snh.org.uk/soac

The Countryside Code campaign has been supported commercially by:



Organisations can order multiple copies of this leaflet by phoning 0845 100 1273. For background information, email code@countryside.gov.uk

CC16

Public information

For how and where to access the countryside, visit www.countrysideaccess.gov.uk or contact your local visitor centre or library (see www.yell.com for listings).

For information on new access rights, visit www.countrysideaccess.gov.uk or email openaccess@countryside.gov.uk or phone **0845 100 3298**.

For maps and information on other rides and walks in areas of special conservation interest, visit the website <http://countrywalks.defra.gov.uk>

For problems with getting access to specific areas or rights of way, contact the relevant local authority's Countryside or Rights of Way Department, or National Park authority, for help.



www.countrysideaccess.gov.uk

Countryside Code – advice for the public

From a gentle stroll or relaxing picnic to a long-distance walk or heart-pumping adventure, the countryside provides every opportunity for enjoyment and relaxation.

- Be safe – plan ahead and follow any signs.
- Leave gates and property as you find them.
- Protect plants and animals, and take your litter home.
- Keep dogs under close control.
- Consider other people.

If you follow the Countryside Code wherever you go, you'll get the best enjoyment possible and you'll help to protect the countryside now and for future generations.



Images © Animaplan Animations Ltd 2004

Countryside Code – advice for land managers

People visiting the countryside provide important income for the local economy. Most like to follow a visible route, prefer using proper access points like gates, and generally want to do the right thing – but they need your help.

Know your rights, responsibilities and liabilities

- Where can people go on your land?
- What rules apply to people while they are on your land?
- What are your rights and responsibilities towards other people on your land?

Make it easy for visitors to act responsibly

- How can you help people get access to your land responsibly and keep to the Countryside Code?
- What help and advice can you get?

Identify possible threats to visitors' safety

- Are there any risks to the safety of people on your land? Consider how can you deal with these risks.



Know your rights, responsibilities and liabilities

- For guidance on your rights, responsibilities and liabilities, contact your local authority or National Park authority, and look on the land managers' section of www.countrysideaccess.gov.uk
- The Ordnance Survey's 1:25,000 Explorer maps show public rights of way and access land. These maps are generally reliable but not 'definitive', so you will need to check the legal status of rights of way with your local authority. You can also find out which areas of access land are mapped under the Countryside and Rights of Way Act 2000 on www.countrysideaccess.gov.uk
- By law, you must keep rights of way clear and not obstruct people's entry onto access land – it's a criminal offence to discourage rights of public access with misleading signs.
- Trespassing is often unintentional – see the Managing Public Access Advice Sheets on the land managers' section of www.countrysideaccess.gov.uk for advice on tackling trespass. Or, ask for a copy from the Open Access Contact Centre on **0845 100 3298**.

Make it easy for visitors to act responsibly

- Keeping paths, boundaries, waymarks, signs, gates and stiles in good order will help manage access over your land. Contact your local authority or National Park authority to find out what help is available.
- Where there is public access through a boundary feature, such as a fence or hedge, use a gap if you can. If this isn't practical, use an accessible gate or, if absolutely necessary, a stile. When installing new gates and stiles, make sure you have the permission of the local authority.
- Encourage people to respect your wishes by giving clear, polite guidance where it's needed. For example, telling visitors about your land management work helps them to avoid getting in your way.
- Rubbish attracts other rubbish – by getting rid of items such as farm waste properly, you'll discourage the illegal dumping of rubbish and encourage others to get rid of their rubbish responsibly.

Identify possible threats to visitors' safety

- Your duty of care under the Occupiers' Liability Acts of 1957 and 1984 depends on the type of access right – so it's important to know what rights, if any, apply to your land. Contact the Country Land and Business Association on **020 7235 0511** or the National Farmers' Union on **0870 845 8458** for more guidance.
- Consider possible man-made and natural hazards on your land and draw any risks to the public's attention if they are not obvious.
- Try to avoid using electric fencing where people may accidentally touch it, particularly alongside narrow paths. Barbed wire can also be dangerous, especially for children. Instead, we strongly recommended you use plain wire.
 - Animals likely to attack visitors should not be allowed to roam freely where the public has access – you may be liable for any resulting harm.



Land managers information

For Managing Public Access Advice Sheets, visit the land managers' section of www.countrysideaccess.gov.uk or phone the Open Access Contact Centre on **0845 100 3298**. For maps and information about access rights under the Countryside and Rights of Way Act, visit the land managers' section of www.openaccess.gov.uk or phone the Open Access Contact Centre on **0845 100 3298**.

For problems with specific areas or rights of way, contact your local authority's Countryside or Rights of Way Department, or the relevant National Park authority for help. See www.countrysideaccess.gov.uk or local phone book for listings.

"If you're gonna go out for a walk across the moors, don't go out just willy nilly, be prepared..."

